

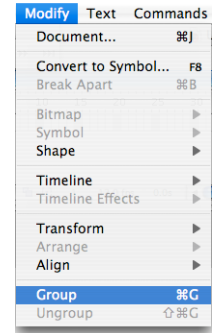
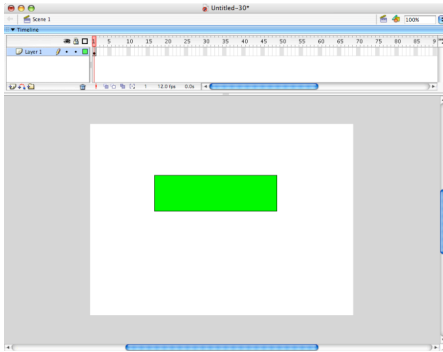
Flash Rotate Shapes Using Motion Tween

Name: _____

Date: _____

Follow the pictures below to learn how to rotate shapes using motion tween. As you complete each step, fill in the boxes to describe what you do.

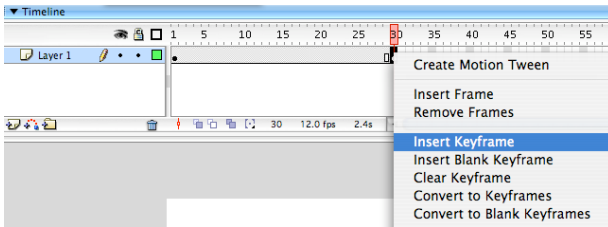
NOTE: All of these steps must take place on the same _____.



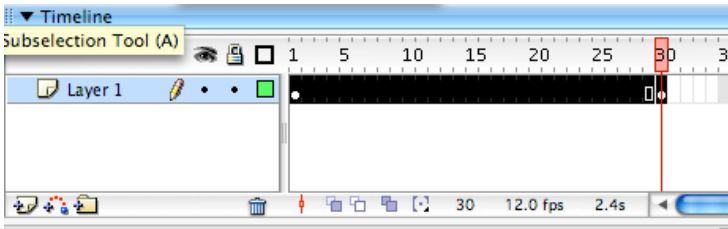
Step 1:

Step 2:

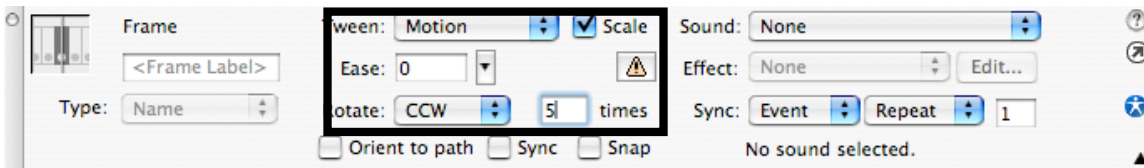
Step 3:



Step 4:



Step 5:



Step 6: