

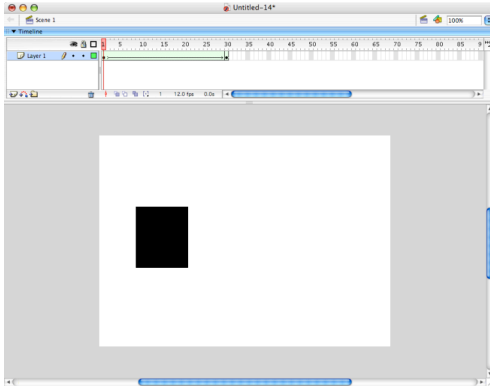
# Flash Motion Tween

Name: \_\_\_\_\_

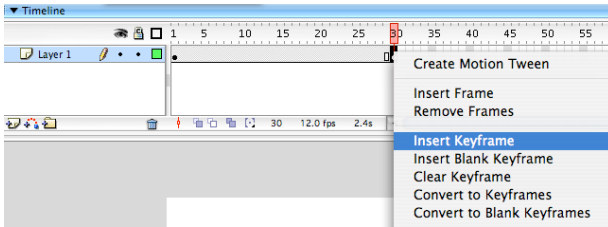
Date: \_\_\_\_\_

Follow the pictures below to learn how to make an object move using motion tween. As you complete each step, fill in the boxes to describe what you do.

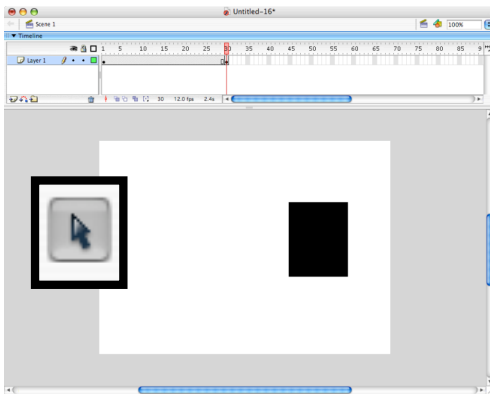
NOTE: All of these steps must take place on the same \_\_\_\_\_.



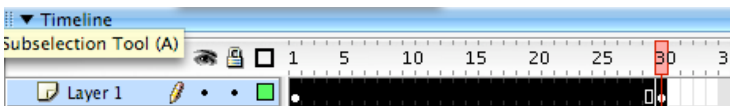
Step 1:



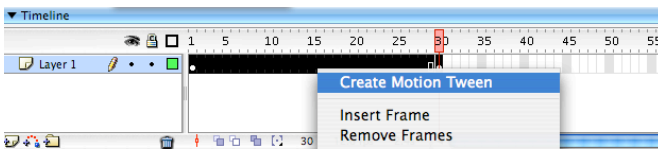
Step 2:



Step 3:



Step 4:



Step 5: